

# Downloading eBooks

## onto a Kindle

for Kindle Classic, Fire, and HD

### NB Kindle Information

Kindle eBooks are delivered wirelessly through Amazon to your Kindle. It is easiest to browse and checkout Kindle Books through your web browser on your computer and not the Kindle itself.

Not all eBooks are available for the Kindle. On the Kindle Fire and HD, you can use the Overdrive Media Console app to download additional formats or audiobooks.

**Library books cannot be downloaded through the Kindle's 3G connection.**

### 1 Go to the Ohio Digital Library

In your web browser, navigate to [www.ohioebooks.com](http://www.ohioebooks.com)

### 2 Search for Items

You can perform a search for title, author, genre, etc. by inputting your search in the search box.



  
Advanced

You can also browse subjects and collections by clicking on the following links:

Subjects Collections ▾

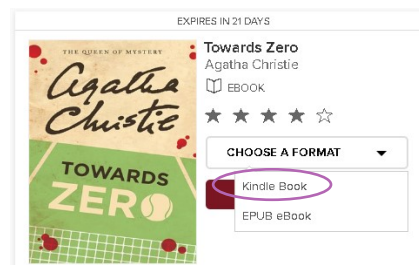
### 3 Checkout / Place Hold

If an item displays "Borrow", it is available to download. If it is unavailable, click on "Place a Hold." You will be prompted to log in and input your e-mail address. You will receive an e-mail when the item is available.



### 4 Download

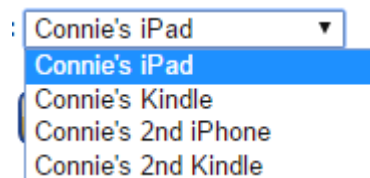
After you select an item, you will be prompted to your Bookshelf. On your bookshelf, you will see a button to choose a format. Choose **Kindle Book** and click "Confirm."



You will be directed to Amazon's website. Click on "Get Library Book" to sign into your Amazon account.

Get library book

After you are signed into your account, you will be prompted to select which Kindle to deliver the book to.



### 5 Enjoy

After choosing which Kindle to deliver your library book to, it will be delivered when you have a wireless connection. If it doesn't start, you may need to use the sync function on your Kindle.

# Troubleshooting & Questions

## What is my Library Card Number / PIN?

**Library Card Number:** Your library card number is on your library card. Be sure to enter it WITHOUT the spaces.



**PIN:** When you applied for a library card, you selected a four-digit PIN.

If you are unsure of your PIN, please contact the library at 419-586-4442 and talk to a librarian to verify your identity and reset your PIN.

## I replaced my library card. What happened to my holds?

The Ohio Digital Library Catalog only keeps track of library cards and not the person it is attached to. If you had holds on your card and received a new library card, please contact the library and a librarian can get the holds transferred to your new card.

## How do I return an item early?

In your web browser, navigate to amazon.com.

Click on **Your Account** ▾

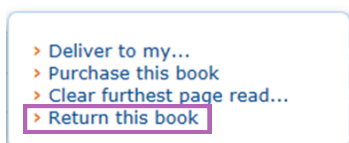
Scroll down to “Manage Your Kindle”

**Digital Content**  
Video, MP3 & Downloads

**Digital Management**  
**Manage Your Kindle**  
Manage Your Cloud Subscriptions

A list of the books you have borrowed from the library and bought from amazon will be displayed.

Locate the book you want to return early and click on “Actions...” and select “Return this Book”



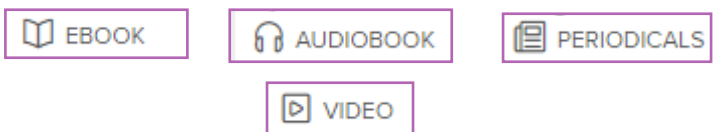
## Can I download audiobooks or non-Kindle books onto my Kindle?

If you are using a Kindle Classic, you can only download Kindle Books to your device.

If you have a Kindle Fire or HD, you can download the Overdrive App which will give you access to MP3 Audiobooks and PDF and EPUB eBooks.

## Can I see the format and availability as I search?

As you search for items, you can see the format of the item below the book cover.



The availability of the **VIDEO** item is displayed above the book cover.

